

Commercial Name	AS-BLB.F
	Containment Level
	N2
	Working Width (W)
	W2
	Impact Severity Level
	A
Dynamic Deflection (D)	0,6 m

Commercial Name	AS-BLB.H(C1)
	Containment Level
	N2
	Working Width (W)
	W2
	Impact Severity Level
	A
Dynamic Deflection (D)	0,6 m

Commercial Name	AS-BLB.K
	Containment Level
	N2
	Working Width (W)
	W3
	Impact Severity Level
	A
Dynamic Deflection (D)	0,9 m

Commercial Name	AS-BLB.H(C3)
	Containment Level
	N2
	Working Width (W)
	W3
	Impact Severity Level
	A
Dynamic Deflection (D)	0,9 m

Commercial Name	AS-BLB.C
	Containment Level
	N2
	Working Width (W)
	W3
	Impact Severity Level
	A
Dynamic Deflection (D)	1,0 m

Commercial Name	AS-BLB.H(C4)
	Containment Level
	N2
	Working Width (W)
	W4
	Impact Severity Level
	A
Dynamic Deflection (D)	1,1 m

Commercial Name	AS-BLB.G
	Containment Level
	N2
	Working Width (W)
	W4
	Impact Severity Level
	A
Dynamic Deflection (D)	1,1 m

Commercial Name	AS-BLB.H(C6)
	Containment Level
	N2
	Working Width (W)
	W4
	Impact Severity Level
	A
Dynamic Deflection (D)	1,2 m

Commercial Name	AS-BLB.E (U2)
<p>1.500 mm high U-120x60x4 post every 2 m</p>	Containment Level
	N2
	Working Width (W)
	W4
	Impact Severity Level
	A
Dynamic Deflection (D)	1,2 m

Commercial Name	AS-BLB.E (C2)
<p>1.500 mm high C-120 post every 2 m</p>	Containment Level
	N2
	Working Width (W)
	W4
	Impact Severity Level
	A
Dynamic Deflection (D)	1,2 m

Commercial Name	AS-BLB.B
<p>1.500 mm high C-120 post every 2 m</p>	Containment Level
	N2
	Working Width (W)
	W4
	Impact Severity Level
	A
Dynamic Deflection (D)	1,2 m

Commercial Name	AS-BMSNA2/C
<p>2.000 mm high C-120 post every 2 m</p>	Containment Level
	N2
	Working Width (W)
	W5
	Impact Severity Level
	A
Dynamic Deflection (D)	1,1 m

Commercial Name	AS-BLB.I
<p>1.500 mm high C-120 post every 4 m</p>	Containment Level
	N2
	Working Width (W)
	W5
	Impact Severity Level
	A
Dynamic Deflection (D)	1,4 m

Commercial Name	AS-BLB.E (U4)
<p>1.500 mm high U-120x60x4 post every 4 m</p>	Containment Level
	N2
	Working Width (W)
	W5
	Impact Severity Level
	A
Dynamic Deflection (D)	1,5 m

Commercial Name	AS-BLB.E (C4)
<p>1.500 mm high C-120 post every 4 m</p>	Containment Level
	N2
	Working Width (W)
	W5
	Impact Severity Level
	A
Dynamic Deflection (D)	1,5 m

Commercial Name	AS-BLB.A
<p>1.500 mm high C-120 post every 4 m</p>	Containment Level
	N2
	Working Width (W)
	W5
	Impact Severity Level
	A
Dynamic Deflection (D)	1,5 m

Commercial Name	AS-BLB.D
	Containment Level
	N2
	Working Width (W)
	W5
	Impact Severity Level
	A
Dynamic Deflection (D)	1,6 m
1.500 mm high C-120 post every 4 m	

Commercial Name	AS-BMSNA4/T
	Containment Level
	N2
	Working Width (W)
	W6
	Impact Severity Level
	A
Dynamic Deflection (D)	1,6 m
1.500 mm high tubular post 120x55 every 4 m	

Commercial Name	AS-BLB.J
	Containment Level
	N2
	Working Width (W)
	W6
	Impact Severity Level
	A
Dynamic Deflection (D)	1,7 m
1.500 mm high tubular post 120x55 every 4 m	


Commercial Name	AS-MEB.A
	Containment Level
	N2
	Working Width (W)
	W2
	Impact Severity Level
	A
Dynamic Deflection (D)	0,6 m
1.500 mm high C-120 post every 1,33 m	

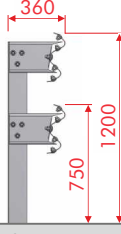
Commercial Name	AS-BL1.C
	Containment Level
	H1
	Working Width (W)
	W3
	Impact Severity Level
	A
Dynamic Deflection (D)	0,9 m
Intrusion (I)	VI5
1.600 mm high C-125x75x20x5 post every 2 m	


Commercial Name	AS-BL1.A
	Containment Level
	H1
	Working Width (W)
	W4
	Impact Severity Level
	A
Dynamic Deflection (D)	0,7 m
1.800 mm high U-120x60x6 post every 2 m	


Commercial Name	AS-BL1.B
	Containment Level
	H1/L1
	Working Width (W)
	W4
	Impact Severity Level
	A
Dynamic Deflection (D)	1,0 m
Intrusion (I)	VI7
1.650 mm high U-123x70x4 post every 2 m	

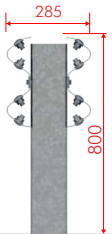
Commercial Name	AS-BL1.B(C2)
	Containment Level
	H1/L1
	Working Width (W)
	W4
	Impact Severity Level
	A
Dynamic Deflection (D)	1,0 m
Intrusion (I)	VI7
1.650 mm high C-123x70x18x4 post every 2 m	

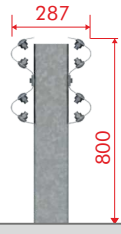
Commercial name	AS-BL1.E
	Containment Level
	H1
	Working Width (W)
	W4
	Impact Severity Level
	A
	Dynamic Deflection (D)
1,1 m	
Intrusión (I)	
VI5	
1.600 mm C-125x75x20x5 post every 4 m	

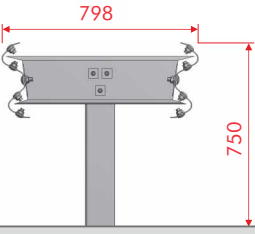
Commercial Name	AS-BMSNC2/C
	Containment Level
	H1
	Working Width (W)
	W4
	Impact Severity Level
	A
Dynamic Deflection (D)	
1,0 m	
2.000 mm high C-120 post every 2 m	


Commercial Name	AS-BL1.D
	Containment Level
	H1
	Working Width (W)
	W5
	Impact Severity Level
	A
	Dynamic Deflection (D)
1,4 m	
Intrusión (I)	
VI5	
1.600 mm C-125x75x20x5 post every 4 m	

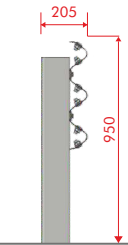
Commercial Name	AS-ME1.A
	Containment Level
	H1
	Working Width (W)
	W4
	Impact Severity Level
	A
	Dynamic Deflection (D)
0,9 m	
Intrusión (I)	
VI4	
1.650 mm high U123x70x4x1 post every 2 m	

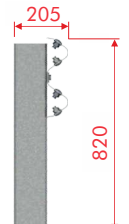
Commercial Name	AS-ME1.A(C2)
	Containment Level
	H1
	Working Width (W)
	W4
	Impact Severity Level
	A
	Dynamic Deflection (D)
0,9 m	
Intrusión (I)	
VI4	
1.650 mm high C123x70x18x4x1 post every 2 m	

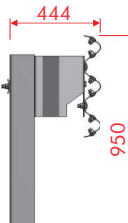
Commercial Name	AS-ME1.B
	Containment Level
	H1
	Working Width (W)
	W4
	Impact Severity Level
	A
	Dynamic Deflection (D)
1,2 m	
Intrusión (I)	
VI6	
1.600 mm high C125x75x20 post every 4 m	


Commercial Name	AS-BMDNA2/C
	Containment Level
	H1
	Working Width (W)
	W5
	Impact Severity Level
	A
	Dynamic Deflection (D)
0,6 m	
Intrusión (I)	
VI6	
2.000 mm high C-120 post every 2 m	


Commercial Name	AS-BL2.F
	Containment Level
	H2
	Working Width (W)
	W4
	Impact Severity Level
	A
	Dynamic Deflection (D)
1,1 m	
Intrusión (I)	
VI4	
1.700 mm high C125x70 post every 2 m	


Commercial Name	AS-BL2.E
 <p>1.700 mm high C125x70 post every 2,66 m</p>	Containment Level
	H2
	Working Width (W)
	W4
	Impact Severity Level
	B
	Dynamic Deflection (D)
1,2 m	
Intrusion (I)	
VI6	

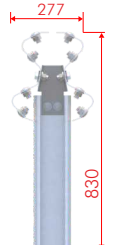
Commercial Name	AS-BL2.C
 <p>1.600 mm C-125x75x20x5 post every 2 m</p>	Containment Level
	H2
	Working Width (W)
	W4
	Impact Severity Level
	A
	Dynamic Deflection (D)
1,2 m	
Intrusion (I)	
VI5	

Commercial Name	AS-BL2.A
 <p>Con poste U-120x60x6 de 2.000 mm cada 2 m</p>	Containment Level
	H2
	Working Width (W)
	W5
	Impact Severity Level
	A
	Dynamic Deflection (D)
1,4 m	
Intrusion (I)	
VI6	

Commercial Name	AS-BL2.D
 <p>1.800 mm high C125x70x18x4 post every 2 m</p>	Containment Level
	H2
	Working Width (W)
	W5
	Impact Severity Level
	A
	Dynamic Deflection (D)
1,5 m	
Intrusion (I)	
VI5	

Commercial Name	AS-BL2.B
 <p>1.900 mm high U123x70x4x1 post every 1,5 m</p>	Containment Level
	H2
	Working Width (W)
	W5
	Impact Severity Level
	A
	Dynamic Deflection (D)
1,5 m	
Intrusion (I)	
VI5	

Commercial Name	AS-BL2.B(C1)
 <p>1.900 mm high C123x70x18x4x1 post every 1,5 m</p>	Containment Level
	H2
	Working Width (W)
	W5
	Impact Severity Level
	A
	Dynamic Deflection (D)
1,5 m	
Intrusion (I)	
VI5	

Commercial Name	AS-ME2.A
 <p>1.400 mm high C125x75x20x5 post every 2 m</p>	Containment Level
	H2
	Working Width (W)
	W5
	Impact Severity Level
	A
	Dynamic Deflection (D)
1,4 m	
Intrusion (I)	
VI5	

Commercial Name	APE-13 Parapet
	Containment Level
	H2
	Working Width (W)
	W5
	Impact Severity Level
	B
	Dynamic Deflection (D)
1,1 m	
Intrusion (I)	
VI4	

Commercial Name	APE-16 h1.2 Parapet
	Containment Level
	H3
	Working Width (W)
	W4
	Impact Severity Level
	B
	Dynamic Deflection (D)
1,1 m	
Intrusion (I)	
VI7	

Commercial Name	APE-16 Parapet
	Containment Level
	H3
	Working Width (W)
	W6
	Impact Severity Level
	C
	Dynamic Deflection (D)
be determined	
Intrusion (I)	
VI7	

Commercial Name	APE-38 Parapet
	Containment Level
	H4b
	Working Width (W)
	W4
	Impact Severity Level
	B
	Dynamic Deflection (D)
0,9 m	
Intrusion (I)	
VI5	

System Reference	AS-TL4.B
	Containment Level
	TL4
	Standard
	MASH
	Impact Severity Level
Preferred	
Dynamic Deflection	
0.9 m	

System Reference	AS-BL2.A
	Containment Level
	TL3/TL4
	Standard
	MASH
	Impact Severity Level
Preferred	
Dynamic Deflection	
1.4 m	

System Reference	AS-BL1.A
	Containment Level
	TL3/TL4
	Standard
	NCHRP350
	Impact Severity Level
Preferred	
Dynamic Deflection	
1.2 m	

System Reference	AS-TL4.A
	Containment Level
	TL3/TL4
	Standard
	NCHRP350
	Impact Severity Level
Preferred	
Dynamic Deflection	
1.3 m	

System Reference	AS-SM6.B (R1)
<p>1.400 mm high C 125X70 post every 1.33 m</p>	Containment Level
	N2
	Working Width (W)
	W2
	Impact Severity Level
	A
	Dynamic Deflection
0.6 m	
Severity Level UNE 135900	I

System Reference	AS-SM6.B (C2-H2)
<p>1.600 mm high C-125 post every 2 m</p>	Containment Level
	N2
	Working Width (W)
	W2
	Impact Severity Level
	A
	Dynamic Deflection
0,7m	
Severity Level UNE 135900	I

System Reference	AS-SM6.B (R2)
<p>1.400 mm high C-125X70 post every 2 m</p>	Containment Level
	N2
	Working Width (W)
	W3
	Impact Severity Level
	A
	Dynamic Deflection
0.7 m	
Severity Level UNE 135900	I

System Reference	AS-SM6.B (R3)
<p>1.400 mm high C 125X70 post every 2.66 m</p>	Containment Level
	N2
	Working Width (W)
	W4
	Impact Severity Level
	A
	Dynamic Deflection
0.9 m	
Severity Level UNE 135900	I

System Reference	AS-SM6.B (T4)
<p>1.500 mm high tubular post 120x55 every 4 m</p>	Containment Level
	N2
	Working Width (W)
	W4
	Impact Severity Level
	A
	Dynamic Deflection
1.2 m	
Severity Level UNE 135900	I

System Reference	AS-SM6.B (C2)
<p>1.500 mm high C-120 post every 2 m</p>	Containment Level
	N2
	Working Width (W)
	W4
	Impact Severity Level
	A
	Dynamic Deflection
1.2 m	
Severity Level UNE 135900	I

System Reference	AS-SM6.B (I4)
<p>1.600 mm high IPN-120 post every 4 m</p>	Containment Level
	N2
	Working Width (W)
	W5
	Impact Severity Level
	A
	Dynamic Deflection
1.3 m	
Severity Level UNE 135900	I

System Reference	AS-SM6.B (C4)
<p>1.500 mm high C-120 post every 4 m</p>	Containment Level
	N2
	Working Width (W)
	W5
	Impact Severity Level
	A
	Dynamic Deflection
1.4 m	
Severity Level UNE 135900	I

System Reference	AS-SM6.B (R4)
<p>1.500 mm high C-120 post every 4 m</p>	Containment Level
	N2
	Working Width (W)
	W5
	Impact Severity Level
	A
	Dynamic Deflection
1,5 m	
Severity Level UNE 135900	
	I

System Reference	AS-SM6.B (C2-H2)
<p>1.600 mm high C-125 post every 2 m</p>	Containment Level
	H1
	Working Width (W)
	W4
	Impact Severity Level
	A
	Dynamic Deflection
1,1 m	
Severity Level UNE 135900	
	I
	Intrusion (I)
	VI4

System Reference	AS-SM6.B (C2-H1)
<p>1.600 mm high C-125 post every 2 m</p>	Containment Level
	H1
	Working Width (W)
	W5
	Impact Severity Level
	A
	Dynamic Deflection
1,0 m	
Severity Level UNE 135900	
	I
	Intrusión (I)
	VI5

System Reference	AS-SM6.B (S2)
<p>2.000 mm high C-120 post every 2 m</p>	Containment Level
	H1
	Working Width (W)
	W5
	Impact Severity Level
	A
	Dynamic Deflection
1.1 m	
Severity Level UNE 135900	
	I

System Reference	AS-SM6.B (R4-H1)
<p>1.600 mm high C-125x75 post every 4 m</p>	Containment Level
	H1
	Working Width (W)
	W5
	Impact Severity Level
	A
	Dynamic Deflection
1,4 m	
Severity Level UNE 135900	
	I
	Intrusion (I)
	VI6

System Reference	AS-SM6.B (C2-H2)
<p>1.600 mm high C-125 post every 2 m</p>	Containment Level
	H2
	Working Width (W)
	W5
	Impact Severity Level
	A
	Dynamic Deflection
1,4 m	
Severity Level UNE 135900	
	I
	Intrusion (I)
	VI5

System Reference	AS-MA2.A
<p>Post every 2,0 m</p>	Containment Level
	H2
	Working Width (W)
	W3
	Impact Severity Level
	B
	Dynamic Deflection
0,7 m	
Severity Level UNE 135900	
	I
	Intrusion (I)
	VI5